



**Intelligence**  
Monitoring ■

## **Tolling status in the EU**

1 April 2025



# Intelligence Monitoring

## Tolling status in the EU

Tolling is a taxation scheme used to finance road maintenance across the EU. However, the EU system lacks harmonisation, with countries using different toll calculation methods based on distance, time or gates.

This Intelligence Monitoring helps transport operators navigate:

- **Latest tolling prices trend** – based on the latest updates provided by toll operators
- **Latest Eurovignette deployments** – information on the current pace of implementing the latest Eurovignette revision
- **CO<sub>2</sub> tolling scheme** – Explainer on CO<sub>2</sub> ranking systems

These regulatory **changes will impact cost structures, compliance requirements, and investment strategies** for transport operators. Stay ahead of the developments shaping the future of road transport.

**24 EU  
countries**

have a toll fee scheme for medium and heavy-duty vehicles

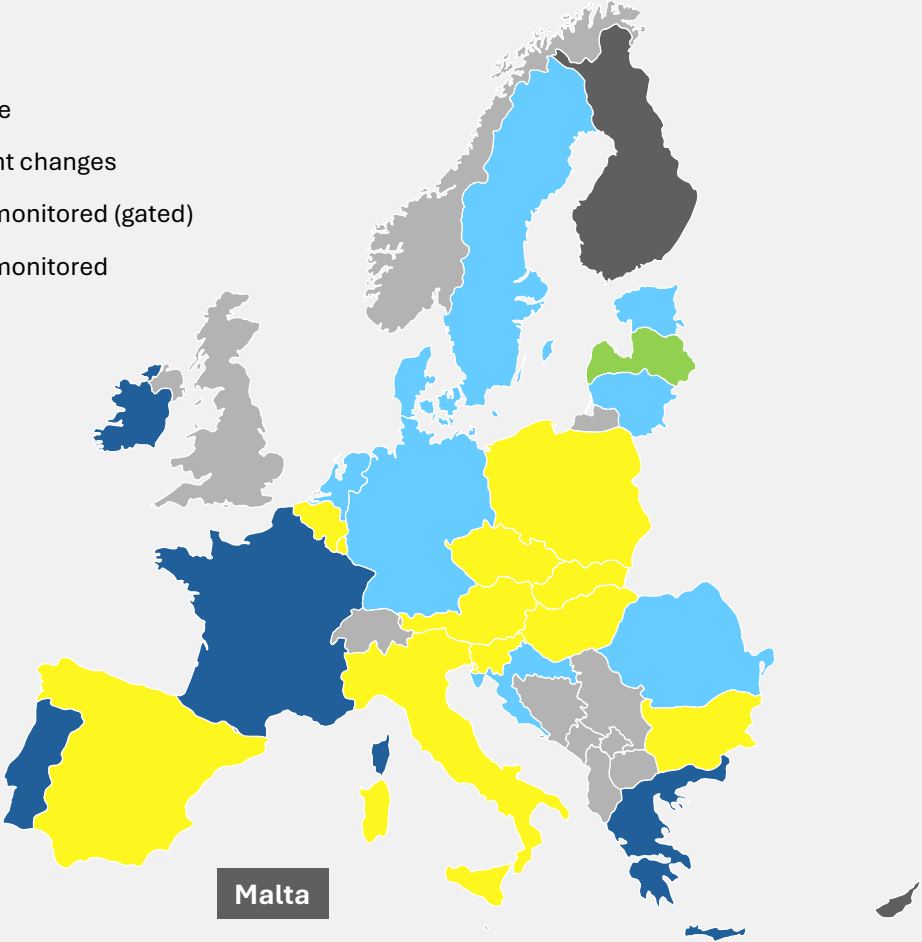
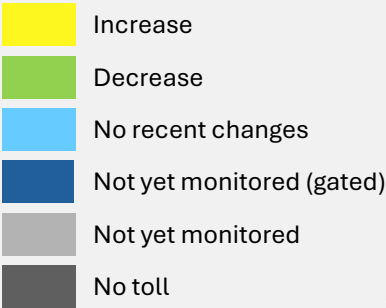
**+12%**

is the highest toll increase observed in 2025 vs 2024

The Eurovignette Directive is being implemented by Member States to incorporate a CO<sub>2</sub> component into their tolls, based on a vehicle carbon ranking system

# European Union

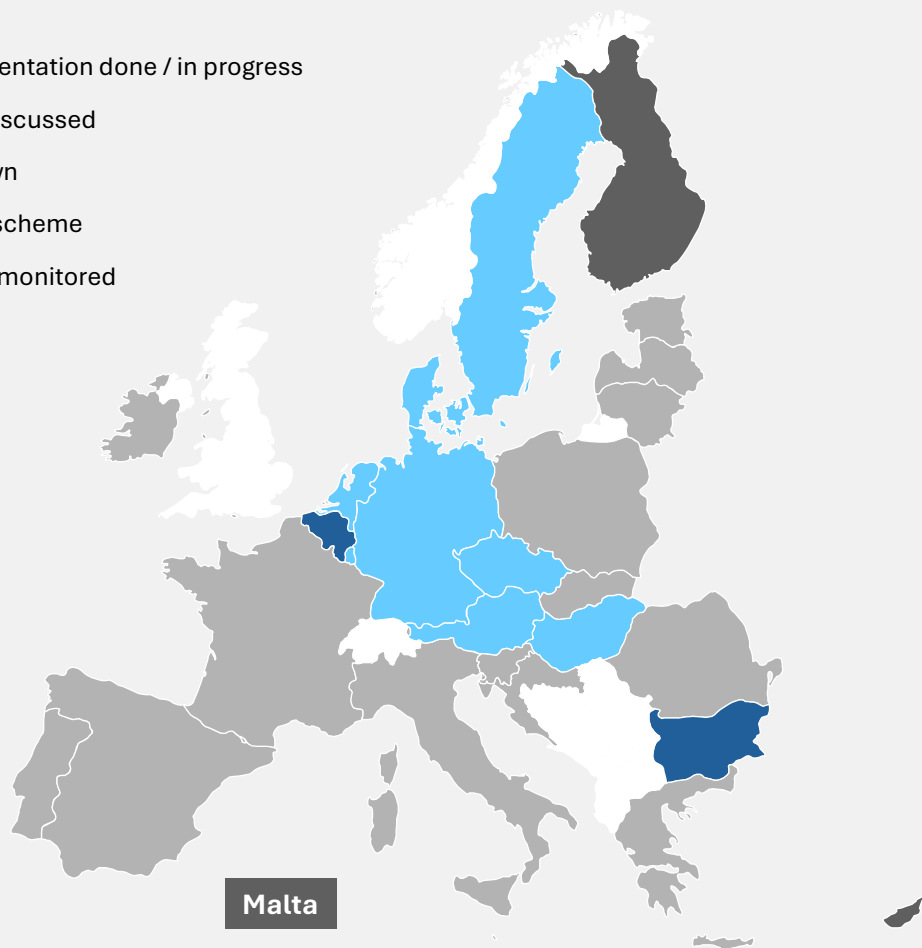
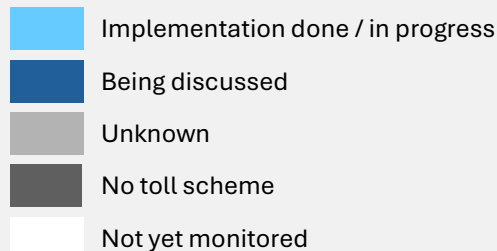
## Latest tolling prices trend



Country	Latest change	Fee variation Artic EURO VI
Austria	01/01/2025	+12.4%
Belgium	01/01/2025	+3% Wallonia 0% elsewhere
Bulgaria	01/04/2025 01/09/2025	+10% +20% (baseline 2024)
Czechia	01/01/2025	+5%
Denmark	01/01/2025	+5% (baseline 75,000km per year) +61% in low-emission zones
Hungary	01/01/2025	+2.5%
Italy	01/01/2025	+1.8%
Latvia	01/01/2025	-1.5%
Luxembourg	25/03/2025	+2%
Netherlands	25/03/2025	+2%
Poland	01/01/2025	+5.3%
Slovakia	01/01/2025	No toll increase but VAT passed from 20% to 23%
Slovenia	01/01/2025	Highway dependent
Spain	01/01/2025	+4.6%
Sweden	25/03/2025	+2%

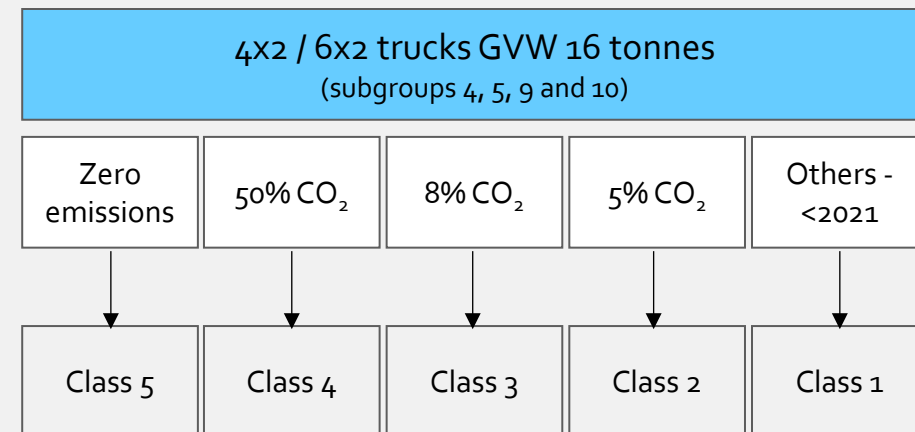
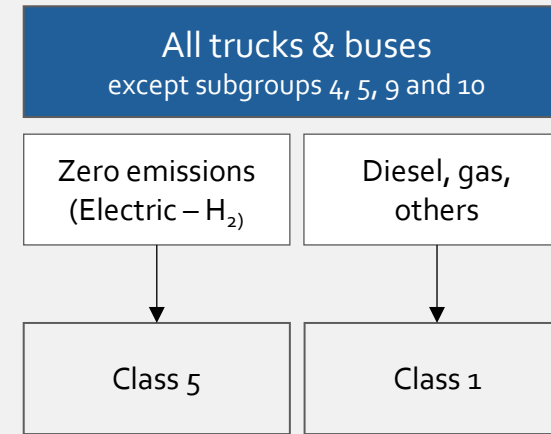
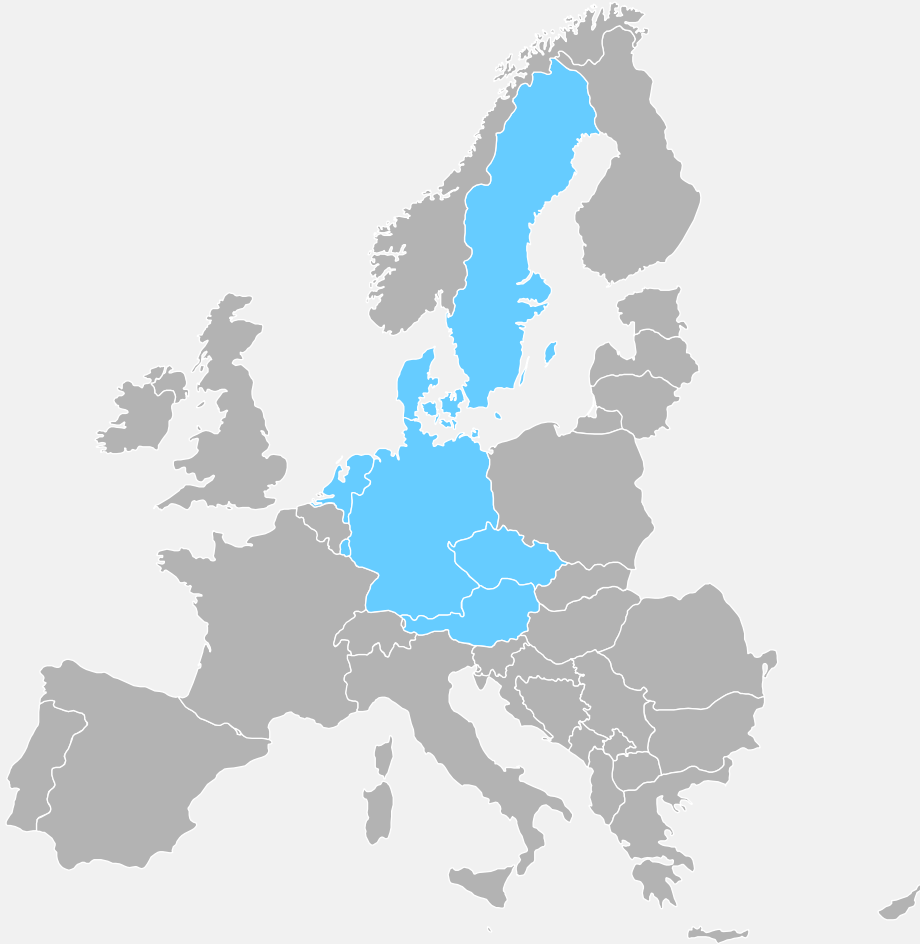
# European Union

## Latest Eurovignette deployments



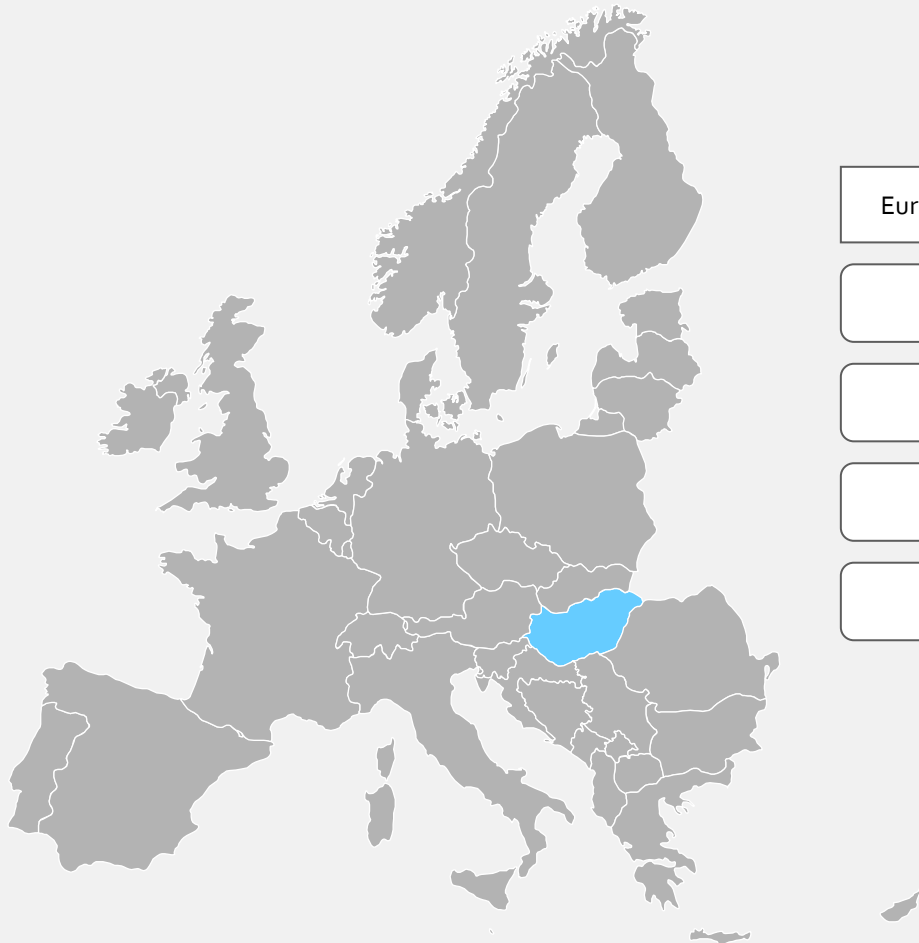
Country	CO <sub>2</sub> Tolling scheme	Implementation date	Toll increase EURO VI Class 1
Austria	Distance-based toll, with varying fees based on pollutant emissions (EURO norm) and CO <sub>2</sub> class.	01/01/2024	+7.4%
Czechia	Distance-based toll, with varying fees based on pollutant emissions (EURO norm) and CO <sub>2</sub> class.	01/03/2024	+13%
Denmark	Change from time to distance-based scheme, according to pollutant emissions (EURO norm) and CO <sub>2</sub> class with LEZ surcharge.	01/01/2025	+5% (baseline 75'000km year) +61% in low emission zones
Germany	Distance-based toll, with varying fees based on pollutant emissions (EURO norm) and CO <sub>2</sub> class.	01/12/2023	+83%
Hungary	Distance-based toll, with varying fees based on pollutant emissions (EURO norm), and LEV – ZEV differentiation	01/01/2024	+40%
Luxembourg	Time-based toll, with varying fees based on pollutant emissions (EURO norm) and CO <sub>2</sub> class.	25/03/2025	+2%
Netherlands	Time-based toll, with varying fees based on pollutant emissions (EURO norm) and CO <sub>2</sub> class.	25/03/2025	+2%
Sweden	Time-based toll, with varying fees based on pollutant emissions (EURO norm) and CO <sub>2</sub> class.	25/03/2025	+2%

# European Union CO<sub>2</sub> tolling scheme



# European Union

## CO<sub>2</sub> tolling scheme



Euro 0	Euro I	Euro II	Euro III	Euro IV	Euro V	Euro VI	Low emissions	Zero emissions
Infrastructure								
Air pollution								
Noise								
CO <sub>2</sub>								



## Intelligence Monitoring ■

### About IRU

IRU is the world road transport organisation. We represent the entire industry – bus, coach, truck and taxi, and drive the sustainable mobility of people and goods across the planet.

As the voice of more than 3.5 million companies operating mobility and logistics services in over 100 countries, we lead solutions to help the world move better. IRU's work supports trade, economic growth, jobs, safety, the environment and communities.

At the heart of IRU are millions of journeys across the planet every day: people and goods moving to where they need to be, in buses, coaches, taxis or trucks, for all, or even just a small part, of their journey.

Find out more about IRU's work and how you can join us in shaping road transport.

[iru.org/membership](https://iru.org/membership)

Find out more about IRU Intelligence at [iru.org/intelligence](https://iru.org/intelligence)